

# TRI-VALLEY CENTRAL SCHOOL DISTRICT PROPOSED 2024-25 BUDGET

## ANNUAL BUDGET HEARING

**DATE:** Tuesday, May 7, 2024  
**TIME:** 7:00 p.m.  
**LOCATION:** Lower Library

## ANNUAL MEETING AND VOTE

**DATE:** Tuesday, May 21, 2024  
**TIME:** 1:00 – 8:00 p.m.  
**LOCATION:** Downstairs Main Gymnasium

Presented By the Board of Education

### OFFICERS

Keith Stryker, President  
Tim Dymond, Vice President  
Patrick Kelly  
Tammi Chaboty  
Brent Clarke  
Rose Woods  
Travis Hartman  
George Dean

### TERM OF OFFICE

3 Years (2023)  
3 Years (2022)  
3 Years (2023)  
3 Years (2023)  
3 Years (2023)  
3 Years (2021)  
3 Years (2021)  
3 Years (2022)  
3 Years (2022)

### EXPIRATION

2026  
2025  
2026  
2026  
2026  
2024  
2024  
2025  
2025

### OTHER DISTRICT OFFICERS

Dr. Robert Dufour, District Superintendent at Sullivan County BOCES  
Sole Supervisory District, Sullivan County BOCES  
Erin Long, Superintendent  
Robert Whitaker, Asst. Superintendent for Finance & HR  
Norma Peña, District Clerk

May 2024

Dear Resident:

We hope this provides the information needed to make an informed vote on May 21, 2024. The proposed 2024-25 budget reflects several months of cost analysis, planning and vigilant discussions. The Tri-Valley Central School Board of Education continues to recognize the ongoing economic challenge of rising property taxes and remains dedicated to limiting the burden on local residents. When planning the 2024-25 budget, the Board believes it is necessary to keep costs as low as possible, while maintaining academic programs and services that are the center of education.

The Tri-Valley Central School District Board voted on March 28th to accept a spending plan of \$37,273,719 which is a 2.13% increase in the budget from the current school year and carries a tax levy increase of 1.41%. This budget stays within the New York State Property Tax Cap of 3.08% (\$660,386) of taxing authority that State Law dictates. The tax levy change is below the District's maximum allowable tax level limit. It only requires a simple majority (50% + 1) for the passage of the budget on May 16, 2023.

The District has continued to make prudent budget decisions and has developed a financial plan that allows us to continue moving forward educationally. We have controlled costs through careful monitoring of programs, reductions, and outsourcing of staff and various indirect costs.

The adopted expenditure plan would offer educational programming that maximizes student engagement in core classes, electives and college credit opportunities while addressing student needs with assistance and enrichment.

With the elimination of federal pandemic relief funding sources, the district is proposing to incorporate the after-school enrichment program, various STEAM initiatives and software upgrades into its general operating budget. Supporting these programs in the general budget will prevent them from being cut.

The 2024-25 proposed budget aligns with the district's vision of building a community that enables students to excel in a changing world and staff to grow professionally and gives the opportunity for staff and administration to collaboratively reduce costs while continuing to meet students' needs.

We look forward to seeing you on May 7th at the Budget Hearing at 7:00 p.m. in the Secondary School Library Lower Level, and at the budget vote on May 21, 2024 from 1:00 to 8:00 p.m. in the Main Gymnasium. Should you have any questions, please do not hesitate to contact the District at (845) 985-2296.

Thank you for your continued support.

Respectfully,

The Board of Education

Usual Order of Business at the Annual Budget Hearing

1. Call to Order Chairman of the Annual Hearing/Board President or Vice President
2. Pledge of Allegiance/Commissioner's Letter Chairman of the Annual Hearing/Board President or Vice President
3. Legal Notice and Minutes of Previous Hearing Available upon request
4. Introduction of Current Board and Administration Chairman of the Annual Hearing/Board President or Vice President
5. Presentation of Annual Reports Asst. Superintendent for Finance & HR
6. Presentation of the Proposed Budget Superintendent/Asst. Superintendent for Finance & HR
7. Introduction of Candidates Chairman of the Annual Hearing/Board President or Vice President
8. Other Business Chairman of the Annual Hearing/Board President or Vice President

Voter Qualifications

1. Must be a citizen of the United States.
  2. Must be at least eighteen years of age.
  3. Must be a resident of the school district for 30 days or more preceding the date of the Annual Hearing.
  4. Must have registered for general elections and have met qualification #3 above.  
OR
- Must have registered for permanent voter registration with the Tri-Valley Central School District. Residents are reminded that their registration is valid if they have voted at any school or general election held within the 4-year calendar period prior to May 21, 2024.
6. Voter Registration(s) will be held May 15th and 16th from 4-8pm at the District Admin Office.

Absentee Voting/Early Mail Voting

1. Must qualify and have applied for an Absentee Ballot in accordance with Section 2018-a of the Education Law.
2. Must qualify and have applied for an Early Mail Ballot in accordance with Section(s) 2018-e&f, 2613 of Education Law.

**2024-25  
THREE PART BUDGET**

	2023-24 Adopted	Pct of Budget	2024-25 Proposed	Pct Change	Pct of Budget
<b>Administrative</b>	\$3,684,206	10.09%	\$4,047,686	9.87%	10.86%
<b>Capital</b>	\$4,337,749	11.89%	\$4,487,574	3.45%	12.04%
<b>Program</b>	\$28,475,181	78.02%	\$28,738,459	0.92%	77.10%
<b>TOTAL</b>	\$36,497,136	100%	\$37,273,719	2.13%	100%

		TRI VALLEY CSD							
		2024-25							
		Five Part Budget							
Budget Account	Description	2023-24 Adopted	2024-25 Proposed	Capital	Admin	Program			
<b>GENERAL SUPPORT</b>									
<b>BOARD OF EDUCATION</b>									
1010-400-00-0000	BOE Contractual	\$21,500	\$21,500		\$21,500				
1010-410-00-0000	BOE Conferences	\$12,000	\$11,675		\$11,675				
1010-450-00-0000	BOE Sup & Mat	\$2,850	\$2,850		\$2,850				
1010-490-00-0000	BOE BOCES	\$13,975	\$13,975		\$13,975				
1040-160-00-0000	Salary-District Clerk	\$7,810	\$8,063		\$8,063				
1040-400-00-0000	Clerk-Contractual	\$650	\$1,400		\$1,400				
1040-450-00-0000	Clerk- Sup & Mat	\$700	\$850		\$850				
1060-400-00-0000	Contractual-Dist Meeting	\$3,350	\$3,850		\$3,850				
1060-450-00-0000	Sup & Mat-Dist Meeting	\$1,000	\$2,000		\$2,000				
1060-490-00-0000	<b>BOCES</b>	\$1,500	\$0		\$0				
	<b>BOE Subtotal</b>	\$65,335	\$66,163						
<b>CENTRAL ADMINISTRATION</b>									
1240-150-00-0000	CSA Salary	\$179,003	\$197,944		\$197,944				
1240-160-00-0000	CSA Clerical Salaries	\$71,632	\$73,659		\$73,659				
1240-400-00-0000	CSA Contractual	\$23,250	\$25,000		\$25,000				
1240-411-00-0000	CSA Dues	\$2,500	\$2,500		\$2,500				
1240-450-00-0000	CSA Sup & Mat	\$4,500	\$6,500		\$6,500				

1240-490-00-0000	BOCES		<u>\$27,500</u>	<u>\$48,500</u>	\$48,500	
	<b>Central Admin Subtotal</b>		\$308,385	\$354,103		
<b>FINANCE</b>						
1310-150-00-0000	Bus Exec Salary		\$155,116	\$159,244	\$159,244	
1310-160-00-0000	Bus Exec Clerical Salaries		\$150,296	\$155,163	\$155,163	
1310-400-00-0000	Bus Exec Contractual		\$2,250	\$3,500	\$3,500	
1310-450-00-0000	Bus Exec Sup & Mat		\$1,250	\$750	\$750	
1310-490-00-0000	Bus Exec BOCES		<u>\$227,500</u>	<u>\$242,500</u>	\$242,500	
1320-400-00-0000	Auditing		<u>\$43,000</u>	<u>\$43,000</u>	\$43,000	
1325-160-00-0000	Treasurer Salary		\$69,594	\$71,596	\$71,596	
1325-400-00-0000	Treasurer Contractual		\$500	\$500	\$500	
1325-450-00-0000	Treasurer Sup & Mat		\$500	\$500	\$500	
1330-400-00-0000	Tax Collector Contractual		\$7,500	\$7,500	\$7,500	
1330-450-00-0000	Tax Collector Sup & Mat		\$125	\$3,000	\$3,000	
1345-490-00-0000	BOCES-Coop. Purchasing		\$8,150	\$8,000	\$8,000	
1380-400-00-0000	Bond Coupon Charges		\$7,500	\$7,500	\$7,500	
	<b>Finance Subtotal</b>		\$673,281	\$702,753		
<b>STAFF</b>						
1420-400-00-0000	Legal-Contractual		\$52,000	\$52,000	\$52,000	
1420-410-00-0000	Legal-Contractual Program		\$40,000	\$50,000		\$50,000
1430-400-00-0000	Personnel-Contractual		\$2,750	\$2,500	\$2,500	
1430-450-00-0000	Personnel-Sup & Mat		\$250	\$250	\$250	
1430-490-00-0000	Personnel-BOCES Services		\$18,000	\$12,500	\$12,500	
1460-400-00-0000	Records Management-Contractual		\$250	\$250	\$250	
1460-490-00-0000	Records Management-BOCES		<u>\$30,000</u>	<u>\$5,000</u>	\$5,000	



1621-161-00-0000	Maintenance-Overtime	\$10,000	\$10,000	\$10,000		
1621-162-00-0000	Maintenance/Subs & Summer	\$10,000	\$38,500	\$38,500		
1621-200-00-0000	Maintenance-Equipment	\$75,000	\$38,500	\$38,500		
1621-400-00-0000	Maintenance-Contractual	\$150,000	\$143,500	\$143,500		
1621-400-00-4003	Maintenance-Contractual LEAD	\$15,000	\$15,000	\$15,000		
1621-438-00-0000	Maintenance-Garbage Removal	\$45,000	\$45,000	\$45,000		
1621-450-00-0000	Maintenance-Sup & Mat	\$145,000	\$145,000	\$145,000		
1621-450-00-4003	Maintenance-Sup & Mat LEAD	\$10,000	\$10,000	\$10,000		
1621-450-00-4005	Maintenance-Sup & Mat SNACK	\$500	\$500	\$500		
1621-490-00-0000	Maintenance-BOCES (Testing)	\$1,750	\$1,750	\$1,750		
1670-200-00-0000	Equipment	\$25,200	\$25,200	\$25,200		
1670-400-00-0000	Contractual	\$5,000	\$7,500	\$7,500		
1670-446-00-0000	Districtwide Postage	\$20,000	\$21,500	\$21,500		
	<i>Central Services Subtotal</i>	\$2,381,533	\$2,572,285			
<b>SPECIAL ITEMS</b>						
1910-400-00-0000	Unallocated Insurance	\$175,000	\$155,200	\$155,200		
1920-400-00-0000	School Association Dues	\$850	\$850	\$850		
1930-400-00-0000	Judgements & Claims	\$1,000	\$1,000	\$1,000		
1964-400-00-0000	Refund of Property Tax	\$2,250	\$2,250	\$2,250		
1981-490-00-0000	BOCES Administrative Cost	\$460,000	\$445,000	\$445,000		
	<b>Special Items Subtotal</b>	\$639,100	\$604,300			
<b>GENERAL SUPPORT SUBTOTAL</b>		\$4,210,884	\$4,422,104			



<b>INSTRUCTION</b>								
<b>ADMINISTRATION &amp; IMPROVEMENT</b>								
2010-150-00-0000	Salaries-Certified	\$140,000	\$319,492	\$319,492				
2010-151-00-0000	Salaries-Certified PD	\$6,300	\$33,500	\$33,500				
2010-160-00-0000	Salaries-Non Instructional	\$42,138	\$101,350	\$101,350				
2010-400-00-0000	Contractual	\$23,500	\$22,500	\$22,500				
2010-404-00-0000	Professional Development	\$7,500	\$6,000	\$6,000				
2010-450-00-0000	Sup & Mat	\$3,850	\$1,500	\$1,500				
2010-490-00-0000	BOCES Services	\$8,500	\$10,000	\$10,000				
2020-150-01-0000	Salaries-ES	\$290,338	\$272,500	\$272,500				
2020-150-03-0000	Salaries-SS	\$265,000	\$263,287	\$263,287				
2020-152-00-0000	Salaries-Athletics Dir.	\$38,734	\$0	\$0				
2020-160-00-0000	Salaries-Non Instructional	\$236,535	\$227,424	\$227,424				
2020-400-01-0000	Contractual-Elementary	\$1,000	\$500	\$500				
2020-410-01-0000	Discretionary-Elementary	\$7,500	\$7,500	\$7,500				
2020-400-03-0000	Contractual-Secondary	\$1,000	\$500	\$500				
2020-410-03-0000	Discretionary-Secondary	\$7,500	\$7,500	\$7,500				
2020-411-01-0000	Dues-ES	\$1,750	\$1,750	\$1,750				
2020-411-03-0000	Dues-SS	\$1,750	\$1,750	\$1,750				
2020-450-01-0000	Sup & Mat-Elementary	\$3,250	\$2,000	\$2,000				
2020-450-03-0000	Sup & Mat-Secondary	\$3,250	\$2,000	\$2,000				
	<b>Admin &amp; Instr Subtotal</b>	\$1,089,395	\$1,281,053	\$1,281,053				
<b>TEACHING-REG SCHOOL</b>								
2110-110-01-0000	Salaries-(Pre K)	\$21,201	\$10,013	\$10,013				
2110-120-01-0000	Salaries-(K-3)	\$1,359,946	\$1,316,776	\$1,316,776				
2110-120-01-0001	Salaries-(4-6)	\$1,352,441	\$1,357,007	\$1,357,007				

2110-125-01-0000	Salaries-Teaching Assistants ELEM	\$69,688	\$35,166	\$35,166
2110-125-03-0000	Salaries-Teaching Assistants SEC	\$72,188	\$120,266	\$120,266
2110-130-00-0000	Extra Curricular Activity	\$74,122	\$90,000	\$90,000
2110-130-03-0000	Salaries-(7-12)	\$2,801,554	\$3,002,537	\$3,002,537
2110-131-00-0000	Salaries-Detention	\$1,000	\$1,200	\$1,200
2110-132-00-0000	Salaries-Tutoring	\$5,600	\$6,800	\$6,800
2110-140-01-0000	Substitutes-ES	\$60,000	\$70,000	\$70,000
2110-140-03-0000	Substitutes-SS	\$60,000	\$70,000	\$70,000
2110-150-00-2800	Salaries-Social Worker	\$0	\$0	\$0
2110-160-00-0025	Teacher Aides-Pre K	\$47,656	\$3,970	\$3,970
2110-160-01-0000	Teacher Aides-Elementary	\$392,527	\$447,747	\$447,747
2110-160-03-0000	Teacher Aides-Secondary	\$134,439	\$144,542	\$144,542
2110-161-01-0000	Sub Aides-Elementary	\$22,125	\$25,000	\$25,000
2110-161-03-0000	Sub Aides-Secondary	\$15,000	\$17,500	\$17,500
2110-200-00-0000	Equipment-DW	\$2,250	\$5,000	\$5,000
2110-200-01-0000	Equipment-ES	\$500	\$0	\$0
2110-200-03-0000	Equipment-SS	\$8,300	\$0	\$0
2110-400-00-0000	Contractual-DW	\$10,000	\$15,000	\$15,000
2110-400-01-0000	Contractual-Elementary	\$3,350	\$0	\$0
2110-400-03-0000	Contractual-Secondary	\$7,500	\$0	\$0
2110-453-01-0000	Contractual-ES Field Trips	\$21,220	\$22,500	\$22,500
2110-453-03-0000	Contractual-SS Field Trips	\$75,345	\$73,500	\$73,500
2110-410-00-0000	Prof Dev-DW	\$3,350	\$7,500	\$7,500
2110-410-01-0000	Prof Dev-Elementary	\$3,350	\$0	\$0
2110-410-03-0000	Prof Dev-Secondary	\$3,350	\$0	\$0
2110-450-00-0000	Sup & Mat-DW	\$10,000	\$10,000	\$10,000
2110-450-01-0000	Sup & Mat-Elementary	\$24,550	\$34,750	\$34,750

2110-450-03-0000	Sup & Mat-Secondary	\$14,750	\$21,750	\$21,750
2110-455-01-0000	Sup & Mat-ES (Educational)	\$35,000	\$100,000	\$100,000
2110-455-03-0000	Sup & Mat-SS (Educational)	\$70,000	\$100,000	\$100,000
2110-471-00-0000	Tuition-NY Districts	\$66,495	\$68,500	\$68,500
2110-480-00-0000	Textbooks-DW	\$58,525	\$52,450	\$52,450
2110-490-00-0000	BOCES Instruction	<u>\$1,425,000</u>	\$1,250,000	\$1,250,000
2250-150-00-0000	Spec Ed-Admin Salary	\$4,161	\$14,489	\$14,489
2250-150-01-0000	Spec Ed Salaries-(Pre K-3)	\$424,073	\$375,042	\$375,042
2250-150-02-0000	Spec Ed Salaries-(4-6)	\$309,686	\$261,169	\$261,169
2250-150-03-0000	Spec Ed Salaries-(7-12)	\$768,245	\$693,175	\$693,175
2250-150-00-2600	Spec Ed Salaries-Speech	\$161,398	\$184,701	\$184,701
2250-160-00-0000	Spec Ed- Non Instructional Salaries	\$1,890	\$664	\$664
2250-160-00-2700	Spec Ed Salaries-OT	\$100,569	\$142,980	\$142,980
2250-160-01-0000	Spec Ed Aides-(Pre K-3)	\$82,234	\$106,486	\$106,486
2250-160-02-0000	Spec Ed Aides-(4-6)	\$94,450	\$88,272	\$88,272
2250-160-03-0000	Spec Ed Aides-(7-12)	\$79,304	\$102,119	\$102,119
2250-400-00-0000	Contractual-Spec Ed	\$1,101,500	\$1,205,000	\$1,205,000
2250-410-00-0000	Prof Dev-Spec Ed	\$3,200	\$2,500	\$2,500
2250-450-01-0000	Sup & Mat-Spec Ed (Elementary)	\$2,100	\$2,000	\$2,000
2250-450-03-0000	Sup & Mat-Spec Ed (Secondary)	\$2,250	\$1,000	\$1,000
2250-471-00-0000	Tuition Pd to Public School Dist	\$379,500	\$385,000	\$385,000
2250-480-01-0000	Textbooks-Spec Ed (Elementary)	\$500	\$0	
2250-480-03-0000	Textbooks-Spec Ed (Secondary)	\$500	\$0	
2250-490-00-0000	BOCES	<u>\$1,850,000</u>	\$1,725,000	\$1,725,000
2280-150-03-0000	Occ Ed Salaries	\$604,069	\$559,399	\$559,399
2280-200-03-0000	Occ Ed-Equipment	\$6,700	\$5,000	\$5,000
2280-400-03-1100	Contractual-Occ Ed Agriculture	\$3,000	\$1,500	\$1,500

2280-400-03-1300	Contractual-Occ Ed Business	\$2,000	\$500	\$500
2280-400-03-1900	Contractual-Occ Ed FACS	\$2,350	\$500	\$500
2280-400-03-2000	Contractual-Occ Ed Industrial Arts	\$1,000	\$1,500	\$1,500
2280-450-03-1100	Sup & Mat-Occ Ed Agriculture	\$16,500	\$18,500	\$18,500
2280-450-03-1300	Sup & Mat-Occ Ed Business	\$500	\$650	\$650
2280-450-03-1900	Sup & Mat-Occ Ed FACS	\$3,000	\$6,500	\$6,500
2280-450-03-2000	Sup & Mat-Occ Ed Industrial arts	\$12,750	\$15,000	\$15,000
2280-480-03-0000	Textbooks-Occ Ed	<u>\$2,000</u>	\$0	
2330-150-00-0000	Personal Services-Adult Ed	\$500	\$500	\$500
2330-160-00-0000	Personal Services-Adult Ed	\$2,100	\$1,200	\$1,200
2330-450-00-0000	Sup & Mat	<u>\$1,000</u>	<u>\$1,000</u>	\$1,000
	<b>Teaching Subtotal</b>	<b>\$14,355,351</b>	<b>\$14,380,820</b>	
<b>INSTRUCTIONAL MEDIA</b>				
2610-150-01-0000	Library Salaries ELEM	\$62,498	\$66,173	\$66,173
2610-150-03-0000	Library Salaries SEC	\$69,985	\$74,808	\$74,808
2610-160-00-0000	Library Non Instructional	\$0	\$0	
2610-400-01-0000	Library Contractual-Elementary	\$250	\$150	\$150
2610-400-03-0000	Library Contractual-Secondary	\$250	\$150	\$150
2610-415-01-0000	Library Books-Elementary	\$4,150	\$4,000	\$4,000
2610-415-03-0000	Library Books-Secondary	\$3,000	\$4,000	\$4,000
2610-416-03-0000	Library Periodicals-Secondary	\$1,500	\$1,500	\$1,500
2610-450-01-0000	Library Sup & Mat-Elementary	\$1,000	\$1,000	\$1,000
2610-450-03-0000	Library Sup & Mat-Secondary	\$1,000	\$1,000	\$1,000
2610-460-00-0000	Audio Visual Sup & Mat DW	<u>\$0</u>	\$0	
2610-490-00-0000	BOCES Services	<u>\$52,000</u>	\$60,000	\$60,000

2630-150-00-0000	Comp Aided Instruction Salaries	\$121,436	\$132,974	\$132,974
2630-160-00-0000	Comp Aided Non Instr Salaries	\$329,094	\$270,473	\$270,473
2630-200-00-0000	Equipment	\$275,000	\$200,000	\$200,000
2630-200-00-9999	SMART SCHOOLS-Equipment	\$25,000	\$25,000	\$25,000
2630-220-00-0000	State Aided Computer Hardware	\$100,000	\$100,000	\$100,000
2630-400-00-0000	Computer Hardware Contractual	\$275,000	\$200,000	\$200,000
2630-400-00-9999	SMART SCHOOL-Contractual	\$8,500	\$8,500	\$8,500
2630-450-00-0000	Computer Sup & Mat	\$65,000	\$65,000	\$65,000
2630-460-00-0000	State Aided Computer Software	\$11,500	\$11,500	\$11,500
2630-490-00-0000	BOCES Services	\$295,000	\$295,000	\$295,000
	<b>Instructional Media Subtotal</b>	\$1,701,163	\$1,521,228	
<b>PUPIL SERVICES</b>				
2805-160-00-0000	Salary-Attendance	\$44,712	\$49,374	\$49,374
2810-150-00-0000	Salaries-Guidance Summer	\$21,575	\$26,602	\$26,602
2810-150-01-0000	Salaries-Guidance Elem	\$73,801	\$134,594	\$134,594
2810-150-03-0000	Salaries-Guidance Sec	\$141,912	\$131,416	\$131,416
2810-160-00-0000	Clerical Salaries-Guidance	\$44,712	\$46,512	\$46,512
2810-400-03-0000	Contractual-Guidance (Secondary)	\$500	\$500	\$500
2810-450-03-0000	Sup & Mat-Guidance (Secondary)	\$2,150	\$1,500	\$1,500
2810-490-00-0000	BOCES Services	\$54,500	\$54,500	\$54,500
2815-160-00-0000	Salaries-Nurse DW	\$62,480	\$66,178	\$66,178
2815-160-01-0000	Salaries-Nurse Elem	\$66,646	\$68,366	\$68,366
2815-160-03-0000	Salaries-Nurse Sec	\$62,135	\$64,888	\$64,888
2815-161-00-0000	Salaries-Summer Nurse	\$9,408	\$9,408	\$9,408
2815-200-02-0000	Equipment-Intermediate Health	\$500	\$0	
2815-400-00-0000	Contractual-Health DW	\$18,500	\$22,500	\$22,500

2815-400-01-0000	Contractual-Health Elementary	\$100	\$250	\$250
2815-400-03-0000	Contractual-Health Secondary	\$100	\$250	\$250
2815-450-01-0000	Sup & Mat-Health Elementary	\$850	\$1,000	\$1,000
2815-450-03-0000	Sup & Mat-Health Secondary	\$2,000	\$2,500	\$2,500
2815-490-00-0000	BOCES Services	<u>\$22,500</u>	\$20,000	\$20,000
2820-150-01-0000	Salaries-Psychologist Elem	\$209,252	\$101,496	\$101,496
2820-150-03-0000	Salaries-Psychologist Sec	\$193,078	\$203,627	\$203,627
2820-151-00-0000	Salaries-Psychologist/Summer	\$2,240	\$2,240	\$2,240
2820-400-00-0000	Contractual-Psychologist	\$1,000	\$500	\$500
2820-450-00-0000	Sup & Mat-Psychologist	\$1,000	\$500	\$500
2850-400-03-5000	Musical Production (Drama)	\$14,350	\$14,000	\$14,000
2850-400-00-4009	Theater Contractual	\$19,750	\$19,750	\$19,750
2850-450-00-0000	Sup & Mat-Co-Curricular	\$5,650	\$6,500	\$6,500
2855-150-00-0000	Salaries Coaching	\$153,248	\$162,365	\$162,365
2855-152-00-0000	Salaries-AD	\$25,204	\$35,000	\$35,000
2855-200-00-0000	Equipment Athletics	\$5,000	\$12,500	\$12,500
2855-400-00-0000	Contractual Athletics	\$26,000	\$32,500	\$32,500
2855-410-00-0000	Contractual Athletics Interconference	\$0	\$0	
2855-450-00-0000	Sup & Mat Athletics	\$34,000	\$48,500	\$48,500
2855-490-00-0000	BOCES Services	<u>\$49,000</u>	\$49,000	\$49,000
	<b>Pupil Services Subtotal</b>	\$1,367,853	\$1,388,816	
	<b>INSTRUCTION SUBTOTAL</b>	\$18,513,762	\$18,571,917	
	<b>PUPIL TRANSPORTATION</b>			
	<b>PUPIL TRANSPORTATION</b>			
5510-400-00-0000	Contractual	\$22,000	\$6,500	\$6,500

5540-400-00-0000	Contract Transportation	\$3,099,500	\$3,150,000			\$3,150,000
5540-400-02-0000	Diesel	\$110,000	\$125,000			\$125,000
5540-421-00-0000	DW Field Trips	\$41,500	\$32,500			\$32,500
5540-422-00-0000	Sports	\$135,000	\$142,500			\$142,500
5540-425-00-0000	Late Runs	\$182,500	\$185,000			\$185,000
	<b>Pupil Transportation Subtotal</b>	\$3,590,500	\$3,641,500			
	<b>PUPIL TRANSPORTATION SUBTOTAL</b>	\$3,590,500	\$3,641,500			
	<b>COMMUNITY SERVICES</b>					
	<b>YOUTH PROGRAM</b>					
7310-400-00-0000	Youth Program	\$10,000	\$10,000			\$10,000
	<b>Youth Program Subtotal</b>	\$10,000	\$10,000			
	<b>CENSUS</b>					
8070-400-00-0000	Census Contractual	\$500	\$500			\$500
	<b>Census Subtotal</b>	\$500	\$500			
	<b>COMMUNITY SERVICES SUBTOTAL</b>	\$10,500	\$10,500			
	<b>UNDISTRIBUTED</b>					
	<b>EMPLOYEE BENEFITS</b>					
9010-800-00-0000	NYS Employees Retirement	\$529,591	\$542,432	\$186,023	\$98,863	\$257,546
9020-800-00-0000	NYS Teachers Retirement	\$1,038,659	\$1,206,999	\$0	\$131,169	\$1,075,830
9030-800-00-0000	Social Security	\$1,419,949	\$1,431,101	\$93,623	\$147,127	\$1,190,351
9030-801-00-0000	Medicare	\$0	\$0	\$0	\$0	
9040-800-00-0000	Workers Comp	\$196,300	\$186,500	\$22,000	\$13,000	\$151,500

9045-800-00-0000	Life Insurance	\$24,800	\$24,350	\$1,350	\$2,000	\$21,000
9055-800-00-0000	Disability Insurance	\$10,775	\$11,000	\$1,500	\$2,000	\$7,500
9060-800-00-0000	Health Insurance	\$5,569,916	\$5,851,341	\$534,493	\$504,830	\$4,812,018
9060-802-00-0000	Dental Insurance	\$71,000	\$63,700	\$15,000	\$14,200	\$34,500
9060-803-00-0000	Welfare Fund	\$116,000	\$116,000	\$0	\$0	\$116,000
9060-804-00-0000	Vision Insurance	\$17,250	\$16,525	\$3,000	\$2,675	\$10,850
	<b>Employee Benefits Subtotal</b>	\$8,994,240	\$9,449,948			
<b>INTERFUND TRANSFERS</b>						
9901-930-00-0000	School Lunch Fund	\$0	\$0			
9901-950-00-0000	Special Aid Fund	\$65,000	\$68,500			\$68,500
9901-960-00-0000	Debt Service Fund-Principal	\$300,000	\$300,000	\$300,000		
9901-961-00-0000	Debt Service Fund-Interest	\$62,250	\$59,250	\$59,250		
9950-900-00-0000	Capital Fund	\$750,000	\$750,000	\$750,000		
	<b>Interfund Transfers Subtotal</b>	\$1,177,250	\$1,177,750			
<b>UNDISTRIBUTED SUBTOTAL</b>						
		\$10,171,490	\$10,627,698			
	<b>Total GENERAL FUND</b>	\$36,497,136	\$37,273,719	\$4,487,574	\$4,047,686	\$28,738,459




2024-25			Revenue								
<b>2024-25 Revenue Projections</b>											
		2021-22	2022-23	2023-24		2024-25					
REAL PROPERTY TAXES (RPT)	0%	\$20,986,560	\$21,154,821	\$21,470,028	1.49%	\$21,772,541	1.41%				
PILOTS		\$106,000	\$106,041	\$106,000		\$136,500					
INTEREST & PENALTIES		\$22,500	\$11,500	\$12,500		\$12,500					
ADMISSIONS		\$100	\$100	\$250		\$250					
OTHER CHARGES		\$0	\$0	\$150		\$150					
DAY SCHOOL TUITION		\$92,000	\$19,625	\$20,000		\$0					
INTEREST & EARNINGS		\$100,000	\$80,000	\$115,000		\$135,000					
COMMISSIONS		\$250	\$100	\$250		\$375					
INSURANCE RECOVERIES		\$250	\$150	\$0		\$0					
OTHER COMPENSATION FOR LOSS		\$500	\$350	\$500		\$500					
BOCES REFUND		\$325,000	\$265,000	\$365,000		\$375,000					
MEDICAID ASSISTANCE		\$37,500	\$25,000	\$35,000		\$42,000					
OTHER REVENUE		\$684,100	\$507,866	\$654,650		\$702,275					
STATE AID		\$11,991,520	\$12,667,601	\$12,575,331		\$12,781,088					
APPLIED FUND BALANCE		\$1,509,083	\$1,509,083	\$1,509,083		\$1,611,750					
APPLIED RESERVE BALANCE				\$288,044		\$406,065					
BUDGET	0%	\$35,171,263	\$35,839,371	\$36,497,136	1.84%	\$37,273,719	2.13%				

<b>2024-25 TAX CAP CALCULATION</b>		
2023-24 Tax Levy		<b>\$21,470,028</b>
(X) Growth Factor		<b>1.0009</b>
	State Website	
		<b>\$21,489,351</b>
(+) Payments in Lieu of Taxes (PILOT)		<b>\$137,127</b>
		<b>\$21,626,478</b>
(-) Local Capital Costs		<b>\$0</b>
	(\$362,250-\$564,395)+BOCES (\$88,767)	
(=) Adjusted Prior Year Tax Levy		<b>\$21,626,478</b>
(X) Lessor of 2% or CPI		<b>1.02</b>
	cpi @1.02%	
		<b>\$22,059,008</b>
(-) Payments in Lieu of Taxes (PILOT)		<b>\$136,500</b>
(+) Available Carryover from Prior Year		<b>\$204,408</b>
(=) Unadjusted Tax Levy Limit		<b>\$22,126,916</b>
(+) Exemptions/Adjustments/Exclusions		\$0
Court Order proceeds < 5% of prior yr levy		\$0
Increases in ERS over 2%		<b>\$3,498</b>
Increases in TRS over 2%		\$0
Increases in Debt Service		\$0
Increase in Local Portion of Cap Exp		<b>\$0</b>
	(\$359,250-\$564,395)+BOCES (\$98,951)	
2021-22 TAX LEVY UNDER TAX CAP FOR 50% VOTER APPROVAL		<b>\$22,130,414</b>
OVERALL INCREASE OF:		<b>\$660,386</b>
		<b>3.08%</b>

**Entity Name** TRI-VALLEY CSD  
**BEDS Code** 591201  
**Claim Year** 2023-2024 **SET VALUES**

**SAMS**  
 NEW YORK STATE EDUCATION DEPARTMENT  
 STATE AID MANAGEMENT SYSTEM



Welcome **Robert Whitaker (School Entity User)** **CORE** 05/02/2024 12:36 PM Home | Issue Reporting | Help | Logout

Entity Info | Forms | Claim Verifications | Activity Log | Reports |

You Have Selected the 'Official' Data Area.  
 The Data State of the form set is: "Clean"

District Name: TRI-VALLEY CSD  
 Contact Person: ROBERT WHITAKER

District Code: 591201  
 Telephone: (845) 985-2296  
 Tel Extension: 5201

[Print Legacy](#) | [Print Form](#) | [Print Blank](#) | [Print Text Only](#)

**Property Tax Report Card**

\*\*\*\*Please use Chrome or Firefox browsers when entering the Business Portal to complete the PTRC. Internet Explorer is NOT recommended. \*\*\*\*

Note: Some data elements of the Property Tax Report Card have been revised or renamed to more closely follow the Property Tax Cap calculations districts complete on the Office of the State Comptroller website. Please see the Help text above for definitions. Additional guidance on the Property Tax Levy Limit is available on the Office of Educational Management Services website: <http://www.p12.nysed.gov/mgtsew/property/tax/taxcap/>.

Please also submit an electronic version (PDF or Word) of your school district's 2024-25 Budget Notice to: [emscmgts@nysed.gov](mailto:emscmgts@nysed.gov). This will enable us to help correct any formula or data entry discrepancy quickly.

**Notice: The Enacted Budget allows school districts to establish a reserve fund for NYS Teachers' Retirement System Contributions, effective immediately. This reserve, if applicable, should be reported in the Schedule of Reserves under 'Other Reserve' and with a description that says: "To fund employer retirement contributions to the New York State Teachers' Retirement System (TRS)."**

Form Due - April 29, 2024

Form Preparer Name: ROBERT WHITAKER  
 Preparer's Telephone Number: 845-985-2296

**Shaded Fields Will Calculate**

	Budgeted 2023-24 (A)	Proposed Budget 2024-25 (B)	Percent Change (C)
Total Budgeted Amount, not including Separate Propositions	36,497,136	37,273,719	2.13 %
A. Proposed Tax Levy to Support the Total Budgeted Amount <sup>1</sup>	21,470,028	21,772,541	

B. Tax Levy to Support Library Debt, if Applicable			
C. Tax Levy for Non-Excludable Propositions, if Applicable <sup>2</sup>			
D. Total Tax Cap Reserve Amount Used to Reduce Current Year Levy, if Applicable			
E. Total Proposed School Year Tax Levy (A+B+C-D)	21,470,028	21,772,541	1.41 %
F. Permissible Exclusions to the School Tax Levy Limit	0	0	
G. School Tax Levy Limit, Excluding Levy for Permissible Exclusions <sup>3</sup>	21,674,436	22,130,414	
H. Total Proposed Tax Levy for School Purposes, Excluding Permissible Exclusions and Levy for Library Debt, Plus Prior Year Tax Cap Reserve (E-B-F+D)	21,470,028	21,772,541	
1. Difference: (G-H); (negative value requires 60.0% voter approval) <sup>2</sup>	204,408	357,873	
Public School Enrollment	855	860	0.58 %
Consumer Price Index			4.12 %

- 1 Include any prior year reserve for excess tax levy, including interest.
- 2 Tax levy associated with educational or transportation services propositions are not eligible for exclusion under the School Tax Levy Limit and may affect voter approval requirements.
- 3 For 2024-25, includes any carryover from 2023-24 and excludes any tax levy for library debt or prior year reserve for excess tax levy, including interest.

	Actual 2023-24 (D)	Estimated 2024-25 (E)
Adjusted Restricted Fund Balance	14,500,000	13,650,000
Assigned Appropriated Fund Balance	2,475,000	2,350,000
Adjusted Unrestricted Fund Balance	2,125,000	1,565,000
Adjusted Unrestricted Fund Balance as a Percent of the Total Budget	5.82 %	4.20 %

**Schedule of Reserve Funds**

Reserve Type	Reserve Name	Reserve Description *	3/31/24 Actual Balance	6/30/24 Estimated Ending Balance	Intended Use of the Reserve in the 2024-25 School Year (Limit 200 Characters)**
--------------	--------------	-----------------------	------------------------	----------------------------------	---------------------------------------------------------------------------------

**Note: Be sure to click on the Save button at the bottom after each additional Reserve you add under Capital, Property Loss, Liability, or Other Reserve.**

Capital + (add)	CAPITAL RESERVE	For the cost of any object or purpose for which bonds may be issued.	1,040,925	937,525	30,000 (Capital Project)
Repair	REPAIR RESERVE	For the cost of repairs to capital improvements or equipment.	880,829	885,000	115,000 (Water Tank Repair)
Workers Compensation	WORKERS COMP	For self-insured Workers Compensation and benefits.	987,922	998,000	0
Unemployment Insurance	UNEMPLOYMENT	For reimbursement to the State Unemployment Insurance Fund.	197,864	198,850	0

Reserve for Tax Reduction		For the gradual use of the proceeds of the sale of school district real property.			
Mandatory Reserve for Debt Service		For proceeds from the sale of district capital assets or improvement, restricted to debt service.			
Insurance	INSURANCE	For liability, casualty, and other types of uninsured losses.	5,005,754	5,065,000	0
Property Loss + (add)		To cover property loss.			
Liability + (add)		To cover incurred liability claims.			
Tax Certiorari	TAX CERT	For tax certiorari settlements.	209	210	0
Reserve for Insurance Recoveries		For unexpended proceeds of insurance recoveries at fiscal year end.			
Employee Benefit Accrued Liability	EBLAR	For accrued 'employee benefits' due to employees upon termination of service.	1,039,414	1,044,000	115,000 (Contractual Obligations)
Retirement Contribution	RETIREMENT	For employer retirement contributions to the State and Local Employees' Retirement System.	280,007	282,000	0
Reserve for Uncollected Taxes		For unpaid taxes due certain city school districts not reimbursed by their city/county until the following fiscal year.			
Single Other Reserve + (add)					



\* **NYSED Reserve Guidance:** [http://www.p12.nysed.gov/mgt/serve/accounting/docs/reserve\\_funds.pdf](http://www.p12.nysed.gov/mgt/serve/accounting/docs/reserve_funds.pdf)

**OSC Reserve Guidance:** <http://osc.state.ny.us/localgov/pubs/istacctg.htm#reservetfunds>

\*\*Provide a brief, but specific, statement of the planned use and appropriation for the reserve in SY 2024-25. Mention any capital expenditures that will need to be voted upon in the upcoming Budget Vote.

Entity Name: TRI-VALLEY CSD  
 BEDS Code: 591201  
 Claim Year: 2023-2024  
 SET VALUES

NEW YORK STATE EDUCATION DEPARTMENT  
 STATE AID MANAGEMENT SYSTEM

Welcome Robert Whitaker (School Entity User) CORE 05/02/2024 12:36 PM Home | Issue Reporting | Help | Logout

Entity Info | Forms | Claim Verifications | Activity Log | Reports

You Have Selected the 'Official' Data Area.  
 The Data State of the form set is: "Clean"

[Print Legacy](#) | [Print Form](#) | [Print Blank](#) | [Print Text Only](#)

District Name: TRI-VALLEY CSD  
 Contact Person: ROBERT WHITAKER

District Code: 591201  
 Telephone: (845) 985-2296  
 Tel Extension: 5201

**School Administrator Salary Disclosure Form**

Form Due May 13, 2024 2024-2025 Salary Threshold = \$169,000

In response to legislative efforts to encourage greater cost sharing in service provision and local government administration, we now provide a section for districts that share administrative staff to highlight these efforts for the upcoming school year. Each sharing district should identify in the form the other district(s) with which they will be sharing administrative staff for school year 2024-2025.

If you will be sharing a Superintendent, list the other district (or districts) in the text box. If you will be sharing other administrative staff required to be reported, please send an email to [EMSCMGTSA@nysed.gov](mailto:EMSCMGTSA@nysed.gov) indicating the title of the staff persons(s) as well as the other district(s) involved in the cost-sharing.

*The salaries, benefits and other compensation reported in the form should reflect only the financial support or commitment that your district will be making. They should not reflect the total amounts budgeted to be paid by all participating districts over the school year.*

Report Estimated Salaries in the Budget for the 2024-2025 School Year  
 Sections 1608 and 1716 of the Education Law  
 (Please read the instructions and definitions before completing this form.)

Title	Salary	Employee Benefits	Other Remuneration
1. Superintendent of Schools	186,300	44,859	

Please list the district or districts with which you will be sharing a superintendent (if applicable):

(Example Titles: Associate Superintendent and Deputy Superintendents  
 Associate Superintendent for Instruction, Deputy Superintendent, Assistant Superintendent for Business, etc.)

2.

2024-25 Budget - Contingency Cap Worksheet							
	2023-24	2024-25	Mandated	2024-25		2024-25	
	Adopted Budget	Proposed Budget	Deducts	Contingent Budget Before Percentage Adjustments	Adjustments	Contingent Budget After Percentage Adjustments	
Admin. Component	\$3,684,206	\$4,047,686	<b>\$25,200</b>	\$4,022,486	\$0	\$4,022,486	
Program Component	\$28,475,181	\$28,738,459	<b>\$247,500</b>	\$28,490,959	\$0	\$28,490,959	
Capital Component	\$4,337,749	\$4,487,574	<b>\$58,500</b>	\$4,429,074	\$0	\$4,429,074	
Total	\$36,497,136	\$37,273,719	<b>\$331,200</b>	<b>\$36,942,519</b>	\$0	\$36,942,519	
Admin % =	\$3,684,206	\$4,047,686		\$4,022,486		\$4,022,486	
	\$32,159,387	\$32,786,145		\$32,513,445		\$32,513,445	
	11.4561%	12.3457%		12.3718%		12.3718%	
Effective Cap % =	12.3718%%						
Property Tax Maximum	\$22,130,414	Proposed Budget Increase = \$37,273,719 - \$36,497,136 = \$776,583 = 2.13%					
<b>Contingency Budget Increase = \$36,942,519 - \$36,497,136 = \$445,383 = 1.22%</b>							

School District - 484201 Tri-Valley

Equalized Total Assessed Value 1,323,376,875

Exemption Code	Exemption Name	Statutory Authority	Number of Exemptions	Total Equalized Value of Exemptions	Percent of Value Exempted
10100	SPEC DIST USED FOR PURPOSE EST	RPTL 410	2	3,562,500	0.27
13500	TOWN - GENERALLY	RPTL 406(1)	15	6,483,333	0.49
13800	SCHOOL DISTRICT	RPTL 408	6	89,250,000	6.74
14100	USA - GENERALLY	RPTL 400(1)	1	50,000	0.00
14110	USA - SPECIFIED USES	STATE L 54	1	41,667	0.00
18020	MUNICIPAL INDUSTRIAL DEVAGENC	RPTL 412-a	4	12,854,167	0.97
25110	NONPROF CORP - RELIG(CONST PRO	RPTL 420-a	9	3,218,750	0.24
25230	NONPROF CORP - MORALMENTAL IM	RPTL 420-a	2	1,032,292	0.08
25300	NONPROF CORP - SPECIFIED USES	RPTL 420-b	1	2,083,333	0.16
25900	SYSTEM CODE	STATUTORY AUTH NOT DEFINED	1	175,000	0.01
26050	AGRICULTURAL SOCIETY	RPTL 450	1	572,917	0.04
27350	PRIVATELY OWNED CEMETERY LAND	RPTL 446	11	1,126,043	0.09
41120	ALT VET EX-WAR PERIOD-NON-COMB	RPTL 458-a	57	759,500	0.06
41124	ALT VET EX-WAR PERIOD-NON-COMB	RPTL 458-a	5	67,500	0.01
41130	ALT VET EX-WAR PERIOD-COMBAT	RPTL 458-a	45	991,875	0.07
41134	ALT VET EX-WAR PERIOD-COMBAT	RPTL 458-a	6	131,792	0.01
41140	ALT VET EX-WAR PERIOD-DISABILI	RPTL 458-a	19	572,542	0.04
41400	CLERGY	RPTL 460	1	62,500	0.00
41690	VOLUNTEER FIREFIGHTERS AND AMB	RPTL 466-c,d,e,f,g,h,i	29	97,875	0.01
41700	AGRICULTURAL BUILDING	RPTL 483	2	25,000	0.00
41720	AGRICULTURAL DISTRICT	AG-MKTS L 305	54	2,793,538	0.21
41800	PERSONS AGE 65 OR OVER	RPTL 467	14	491,709	0.04
41804	PERSONS AGE 65 OR OVER	RPTL 467	15	771,667	0.06
41834	ENHANCED STAR	RPTL 425	207	18,621,529	1.41
41854	BASIC STAR 1999-2000	RPTL 425	409	13,784,167	1.04
47450	FOREST/REF LAND - FISHER ACT	RPTL 480	12	1,671,458	0.13
47460	FOREST LAND CERTD AFTER 8/74	RPTL 480-a	21	1,115,208	0.08



School District - 484201 Tri-Valley

Equalized Total Assessed Value 1,323,376,875

Exemption Code	Exemption Name	Statutory Authority	Number of Exemptions	Total Equalized Value of Exemptions	Percent of Value Exempted
50000	SYSTEM CODE	STATUTORY AUTH NOT DEFINED	2	175,000	0.01
<b>Total Exemptions Exclusive of System Exemptions:</b>					
			960	162,407,862	12.27
<b>Total System Exemptions:</b>					
			2	175,000	0.01
<b>Totals:</b>					
			962	162,582,862	12.29

Values have been equalized using the Uniform Percentage of Value. The Exempt amounts do not take into consideration, payments in lieu of taxes or other payments for municipal services.

Amount, if any, attributable to payments in lieu of taxes: \_\_\_\_\_

NYS - Real Property System  
 County of Sullivan  
 Town of Neversink  
 SWIS Code - 484200

Assessor's Report - 2024 - Current Year File  
 S495 Exemption Impact Report  
 School Detail Report

RP5221/V04/L001  
 Date/Time - 4/24/2024 09:29:19  
 Total Assessed Value 31,761,045  
 Uniform Percentage 2.40

Equalized Total Assessed Value 1,323,376,875

School District - 484201 Tri-Valley

Exemption Code	Exemption Name	Statutory Authority	Number of Exemptions	Total Equalized Value of Exemptions	Percent of Value Exempted
10100	SPEC DIST USED FOR PURPOSE EST	RPTL 410	2	3,562,500	0.27
13500	TOWN - GENERALLY	RPTL 406(1)	15	6,483,333	0.49
13800	SCHOOL DISTRICT	RPTL 408	6	89,250,000	6.74
14100	USA - GENERALLY	RPTL 400(1)	1	50,000	0.00
14110	USA - SPECIFIED USES	STATE L 54	1	41,667	0.00
18020	MUNICIPAL INDUSTRIAL DEV AGENC	RPTL 412-a	4	12,854,167	0.97
25110	NONPROF CORP - RELIG/CONST PRO	RPTL 420-a	9	3,218,750	0.24
25230	NONPROF CORP - MORALMENTAL IM	RPTL 420-a	2	1,032,292	0.08
25300	NONPROF CORP - SPECIFIED USES	RPTL 420-b	1	2,083,333	0.16
25900	SYSTEM CODE	STATUTORY AUTH NOT DEFINED	1	175,000	0.01
26050	AGRICULTURAL SOCIETY	RPTL 450	1	572,917	0.04
27350	PRIVATELY OWNED CEMETERY LAND	RPTL 446	11	1,126,043	0.09
41120	ALT VET EX-WAR PERIOD-NON-COMB	RPTL 458-a	57	759,500	0.06
41124	ALT VET EX-WAR PERIOD-NON-COMB	RPTL 458-a	5	67,500	0.01
41130	ALT VET EX-WAR PERIOD-COMBAT	RPTL 458-a	45	991,875	0.07
41134	ALT VET EX-WAR PERIOD-COMBAT	RPTL 458-a	6	131,792	0.01
41140	ALT VET EX-WAR PERIOD-DISABILI	RPTL 458-a	19	572,542	0.04
41400	CLERGY	RPTL 460	1	62,500	0.00
41690	VOLUNTEER FIREFIGHTERS AND AMB	RPTL 466-c,d,e,f,g,h&i	29	97,875	0.01
41700	AGRICULTURAL BUILDING	RPTL 483	2	25,000	0.00
41720	AGRICULTURAL DISTRICT	AG-MKTS L 305	54	2,793,538	0.21
41800	PERSONS AGE 65 OR OVER	RPTL 467	14	491,709	0.04
41804	PERSONS AGE 65 OR OVER	RPTL 467	15	771,667	0.06
41834	ENHANCED STAR	RPTL 425	207	18,621,529	1.41
41854	BASIC STAR 1999-2000	RPTL 425	409	13,784,167	1.04
47450	FOREST/REF LAND - FISHERACT	RPTL 480	12	1,671,458	0.13
47460	FOREST LAND CERTD AFTER 8/74	RPTL 480-a	21	1,115,208	0.08

NYS - Real Property System  
 County of Sullivan  
 Town of Neversink  
 SWIS Code - 484200

Assessor's Report - 2024 - Current Year File  
 S496 Exemption Impact Report  
 School Detail Report

RPS221/V04/L001  
 Date/Time - 4/24/2024 09:29:19  
 Total Assessed Value 31,761,045  
 Uniform Percentage 2.40

Equalized Total Assessed Value 1,323,376,875

School District - 484201 Tri-Valley

Exemption Code	Exemption Name	Statutory Authority	Number of Exemptions	Total Equalized Value of Exemptions	Percent of Value Exempted
50000	SYSTEM CODE	STATUTORY AUTH NOT DEFINED	2	175,000	0.01
<b>Total Exemptions Exclusive of System Exemptions:</b>					
			950	162,407,862	12.27
<b>Total System Exemptions:</b>					
			2	175,000	0.01
<b>Totals:</b>					
			952	162,582,862	12.29

Values have been equalized using the Uniform Percentage of Value. The Exempt amounts do not take into consideration, payments in lieu of taxes or other payments for municipal services.

Amount, if any, attributable to payments in lieu of taxes: \_\_\_\_\_

School District - 484201 Tri-Valley

Equalized Total Assessed Value 350,740,390

Exemption Code	Exemption Name	Statutory Authority	Number of Exemptions	Total Equalized Value of Exemptions	Percent of Value Exempted
10100	SPEC DIST USED FOR PURPOSE EST	RPTL 410	4	472,758	0.13
12100	NYS - GENERALLY	RPTL 404(1)	2	21,380	0.01
13100	CO - GENERALLY	RPTL 406(1)	1	3,448	0.00
13500	TOWN - GENERALLY	RPTL 406(1)	3	285,173	0.08
13870	SPEC DIST USED FOR PURPOSE EST	RPTL 410	1	31,724	0.01
21600	RES OF CLERGY - RELIG CORP OWN	RPTL 462	2	544,482	0.16
25110	NONPROF CORP - RELIG(CONST PRO	RPTL 420-a	9	4,858,619	1.39
25120	NONPROF CORP - EDUC(CONST PRC	RPTL 420-a	4	6,225,863	1.78
25230	NONPROF CORP - MORALMENTAL IM	RPTL 420-a	1	490,690	0.14
25300	NONPROF CORP - SPECIFIED USES	RPTL 420-b	1	541,379	0.15
26400	INC VOLUNTEER FIRE CO OR DEPT	RPTL 464(2)	1	383,448	0.11
27350	PRIVATELY OWNED CEMETERY LAND	RPTL 446	3	11,379	0.00
41120	ALT VET EX-WAR PERIOD-NON-COMB	RPTL 458-a	36	528,621	0.15
41130	ALT VET EX-WAR PERIOD-COMBAT	RPTL 458-a	30	749,828	0.21
41140	ALT VET EX-WAR PERIOD-DISABILI	RPTL 458-a	15	626,035	0.18
41690	VOLUNTEER FIREFIGHTERS AND AMB	RPTL 466-c,d,e,f,g,h&i	18	67,536	0.02
41700	AGRICULTURAL BUILDING	RPTL 483	4	260,345	0.07
41720	AGRICULTURAL DISTRICT	AG-MKTS L 305	28	1,785,593	0.51
41800	PERSONS AGE 65 OR OVER	RPTL 467	5	554,338	0.16
41804	PERSONS AGE 65 OR OVER	RPTL 467	9	856,409	0.24
41834	ENHANCED STAR	RPTL 425	88	9,639,108	2.75
41854	BASIC STAR 1999-2000	RPTL 425	187	8,073,164	2.30
47460	FOREST LAND CERTD AFTER 8/74	RPTL 480-a	7	829,079	0.24

School District - 484201 Tri-Valley

Equalized Total Assessed Value 350,740,390

Exemption Code	Exemption Name	Statutory Authority	Number of Exemptions	Total Equalized Value of Exemptions	Percent of Value Exempted
49500	SOLAR OR WIND ENERGY SYSTEM	RPTL 487	7	308,966	0.09
Total Exemptions Exclusive of System Exemptions:					
Total System Exemptions:			466	38,149,365	10.88
Totals:			0	0	0.00
			466	38,149,365	10.88

Values have been equalized using the Uniform Percentage of Value. The Exempt amounts do not take into consideration, payments in lieu of taxes or other payments for municipal services.

Amount, if any, attributable to payments in lieu of taxes: \_\_\_\_\_

NYS - Real Property System  
 County of Sullivan  
 Town of Liberty  
 SWIS Code - 483689

Assessor's Report - 2024 - Current Year File  
 S495 Exemption Impact Report  
 School Detail Report  
 Equalized Total Assessed Value 6,579,731

RP5221/N04/L001  
 Date/Time - 4/29/2024 15:08:37  
 Total Assessed Value 2,737,168  
 Uniform Percentage 41.60

School District - 484201 Tr-Valley

Exemption Code	Exemption Name	Statutory Authority	Number of Exemptions	Total Equalized Value of Exemptions	Percent of Value Exempted
41720	AGRICULTURAL DISTRICT	AG-MKTS L 305	1	41,288	0.63
41730	AGRIC LAND-INDIV NOT IN AG DIS	AG MKTS L 306	1	32,688	0.50
41804	PERSONS AGE 65 OR OVER	RPTL 467	1	80,089	1.22
41834	ENHANCED STAR	RPTL 425	2	220,480	3.35
41854	BASIC STAR 1999-2000	RPTL 425	5	205,650	3.13
47460	FOREST LAND CERTD AFTER 8/74	RPTL 480-a	1	72,644	1.10
<b>Total Exemptions Exclusive of System Exemptions:</b>				652,839	9.92
<b>Total System Exemptions:</b>				0	0.00
<b>Totals:</b>				652,839	9.92

Values have been equalized using the Uniform Percentage of Value. The Exempt amounts do not take into consideration, payments in lieu of taxes or other payments for municipal services.

Amount, if any, attributable to payments in lieu of taxes: \_\_\_\_\_

School District - 484201 TRI-VALLEY CENTRA

Equalized Total Assessed Value 403,971,001

Exemption Code	Exemption Name	Statutory Authority	Number of Exemptions	Total Equalized Value of Exemptions	Percent of Value Exempted
13100	CO - GENERALLY	RPTL 406(1)	1	148,322	0.04
13500	TOWN - GENERALLY	RPTL 406(1)	4	480,678	0.12
25110	NONPROF CORP - RELIG(CONST PRO	RPTL 420-a	1	173,497	0.04
25230	NONPROF CORP - MORAL/MENTAL IM	RPTL 420-a	67	29,137,822	7.21
26400	INC VOLUNTEER FIRE CO OR DEPT	RPTL 464(2)	3	225,448	0.06
27350	PRIVATELY OWNED CEMETERY LAND	RPTL 446	1	7,806	0.00
41120	ALT VET EX-WAR PERIOD-NON-COMB	RPTL 458-a	10	119,986	0.03
41130	ALT VET EX-WAR PERIOD-COMBAT	RPTL 458-a	4	80,000	0.02
41140	ALT VET EX-WAR PERIOD-DISABILI	RPTL 458-a	5	172,203	0.04
41730	AGRIC LAND-INDIV NOT IN AG DIS	AG MKTS L 306	1	67,977	0.02
41800	PERSONS AGE 65 OR OVER	RPTL 467	1	52,693	0.01
41804	PERSONS AGE 65 OR OVER	RPTL 467	9	400,171	0.10
41834	ENHANCED STAR	RPTL 425	34	3,033,451	0.75
41854	BASIC STAR 1999-2000	RPTL 425	83	2,999,353	0.74
47460	FOREST LAND CERTD AFTER 8/74	RPTL 480-a	65	11,419,873	2.83

Total Exemptions Exclusive of System Exemptions:					
			289	48,519,280	12.01
Total System Exemptions:					
			0	0	0.00
<b>Totals:</b>					
			289	48,519,280	12.01

Values have been equalized using the Uniform Percentage of Value. The Exempt amounts do not take into consideration, payments in lieu of taxes or other payments for municipal services.

Amount, if any, attributable to payments in lieu of taxes: \_\_\_\_\_

NYS - Real Property System  
 County of Ulster  
 Town of DENNING  
 SWIS Code - 512000

Assessor's Report - 2023 - Prior Year File  
 S495 Exemption Impact Report  
 School Detail Report  
 Equalized Total Assessed Value 374,439,375

RPS221/V04L/001  
 Date/Time - 4/24/2024 14:30:33  
 Total Assessed Value 47,965,684  
 Uniform Percentage 12.81

School District - 484201 TRI-VALLEY CENTRAL

Exemption Code	Exemption Name	Statutory Authority	Number of Exemptions	Total Equalized Value of Exemptions	Percent of Value Exempted
13100	CO - GENERALLY	RP TL 406(1)	1	148,322	0.04
13500	TOWN - GENERALLY	RP TL 406(1)	4	480,678	0.13
25110	NONPROF CORP - RELIG(CONST PRO	RP TL 420-a	1	173,497	0.05
25230	NONPROF CORP - MORAL/MENTAL IM	RP TL 420-a	67	29,137,822	7.78
26400	INC VOLUNTEER FIRE CO OR DEPT	RP TL 464(2)	3	225,448	0.06
27350	PRIVATELY OWNED CEMETERY LAND	RP TL 446	1	7,806	0.00
41120	ALT VET EX-WAR PERIOD-NON-COMB	RP TL 458-a	7	83,986	0.02
41130	ALT VET EX-WAR PERIOD-COMBAT	RP TL 458-a	4	80,000	0.02
41140	ALT VET EX-WAR PERIOD-DISABILI	RP TL 458-a	4	145,020	0.04
41800	PERSONS AGE 65 OR OVER	RP TL 467	1	52,693	0.01
41804	PERSONS AGE 65 OR OVER	RP TL 467	5	239,094	0.06
41834	ENHANCED STAR	RP TL 425	25	2,269,084	0.61
41854	BASIC STAR 1999-2000	RP TL 425	68	2,433,262	0.65
47460	FOREST LAND CERTD AFTER 8/74	RP TL 480-a	59	10,938,811	2.92

Total Exemptions Exclusive of System Exemptions: 250 46,415,523 12.40

Total System Exemptions: 0 0 0.00

Totals: 250 46,415,523 12.40

Values have been equalized using the Uniform Percentage of Value. The Exempt amounts do not take into consideration, payments in lieu of taxes or other payments for municipal services.

Amount, if any, attributable to payments in lieu of taxes: \_\_\_\_\_



NYS - Real Property System  
 County of Ulster  
 Town of ROCHESTER  
 SWIS Code - 514400

Assessor's Report - 2023 - Prior Year File  
 S495 Exemption Impact Report  
 School Detail Report  
 Equalized Total Assessed Value 3,644,825

RPS221/V04/L001  
 Date/Time - 4/24/2024 14:30:33  
 Total Assessed Value 2,296,240  
 Uniform Percentage 63.00

School District - 484201 TRI-VALLEY CENTRAL

Exemption Code	Exemption Name	Statutory Authority	Number of Exemptions	Total Equalized Value of Exemptions	Percent of Value Exempted
41854	BASIC STAR 1999-2000	RPTL 425	1	45,921	1.26
Total Exemptions Exclusive of System Exemptions:			1	45,921	1.26
Total System Exemptions:			0	0	0.00
Totals:			1	45,921	1.26

Values have been equalized using the Uniform Percentage of Value. The Exempt amounts do not take into consideration, payments in lieu of taxes or other payments for municipal services.

Amount, if any, attributable to payments in lieu of taxes: \_\_\_\_\_

NYS - Real Property System  
 County of Ulster  
 Town of WAUWARSING  
 SWIS Code - 515689

Assessor's Report - 2023 - Prior Year File  
 S495 Exemption Impact Report  
 School Detail Report

RP2221/V04/L001  
 Date/Time - 4/24/2024 14:30:33  
 Total Assessed Value 18,379,628  
 Uniform Percentage 71.00

School District - 484201 TRI-VALLEY CENTRAL

Equalized Total Assessed Value 25,886,800

Exemption Code	Exemption Name	Statutory Authority	Number of Exemptions	Total Equalized Value of Exemptions	Percent of Value Exempted
41120	ALT VET EX-WAR PERIOD-NON-COMB	RPTL 458-a	3	36,000	0.14
41140	ALT VET EX-WAR PERIOD-DISABLI	RPTL 458-a	1	27,183	0.11
41730	AGRIC LAND-INDIV NOT IN AG DIS	AG MKTS L 306	1	67,977	0.26
41804	PERSONS AGE 65 OR OVER	RPTL 467	4	161,077	0.62
41834	ENHANCED STAR	RPTL 425	9	764,367	2.95
41854	BASIC STAR 1999-2000	RPTL 425	14	520,170	2.01
47460	FOREST LAND CERTD AFTER 8/74	RPTL 480-a	6	481,062	1.86

<b>Total Exemptions Exclusive of System Exemptions:</b>					
			38	2,057,836	7.95
<b>Total System Exemptions:</b>					
			0	0	0.00
<b>Totals:</b>					
			38	2,057,836	7.95

Values have been equalized using the Uniform Percentage of Value. The Exempt amounts do not take into consideration, payments in lieu of taxes or other payments for municipal services.

Amount, if any, attributable to payments in lieu of taxes: \_\_\_\_\_